

The Houston Comeback

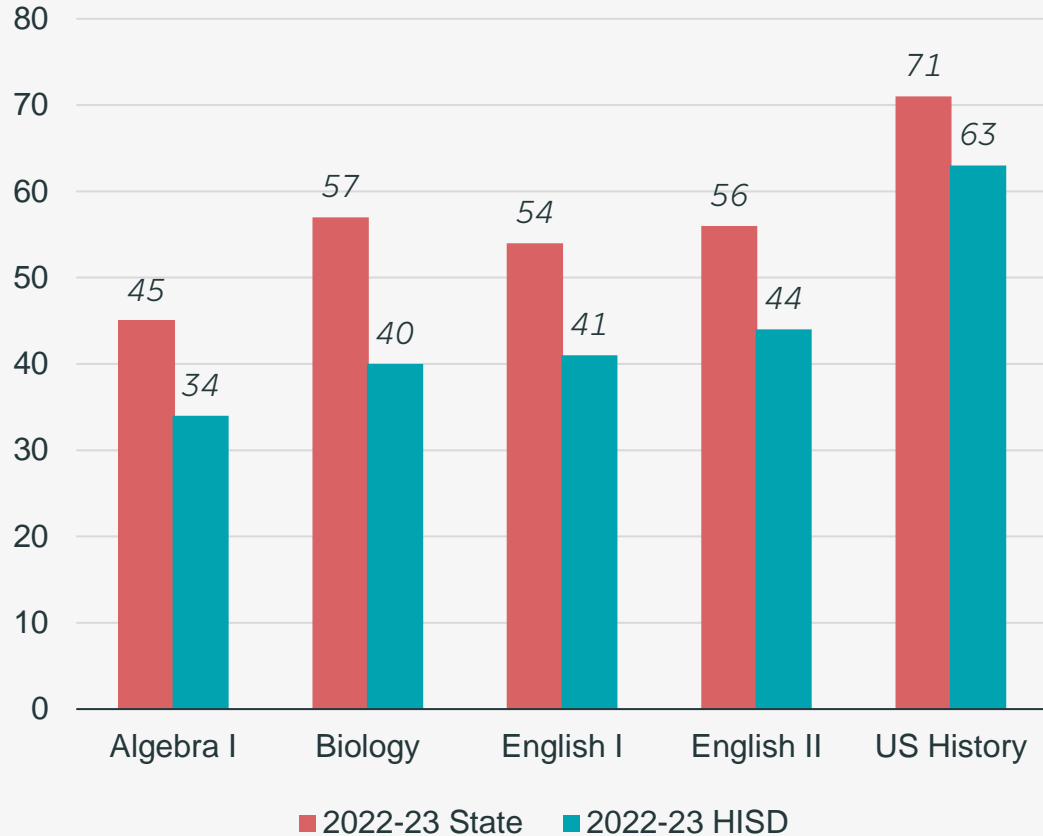
Remarkable Academic Progress for Houston Students in Just Two Years



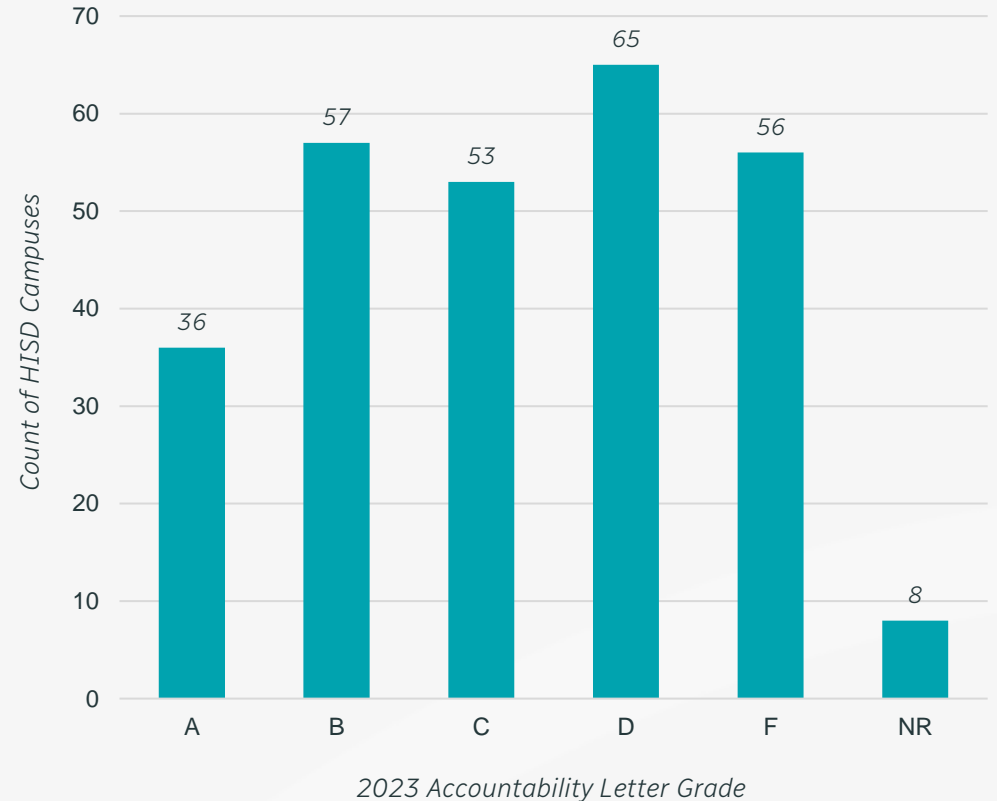
**Two years into HISD's transformation,
our students have achieved remarkable
academic results across every grade
and every measure.**

Where We Started

Two Years Ago, HISD's High School Students Were Far Behind The Rest of Texas ...



And, 121 schools, nearly half of the district, were D or F-Rated.



STAAR End of Course Results

Houston ISD Students' Incredible Growth

From 2022–23 to 2024–25, the percentage of students meeting or exceeding grade level increased:

- **Biology** by 23 points
- **Algebra I** by 17 points
- **English I** by 5 points
- **English II** by 8 points
- **US History** by 4 points

HISD students also closed the Algebra I gap with the rest of Texas — and now **outperform the state** by 4 points.

Students **Increased** Across All STAAR EOC Exams

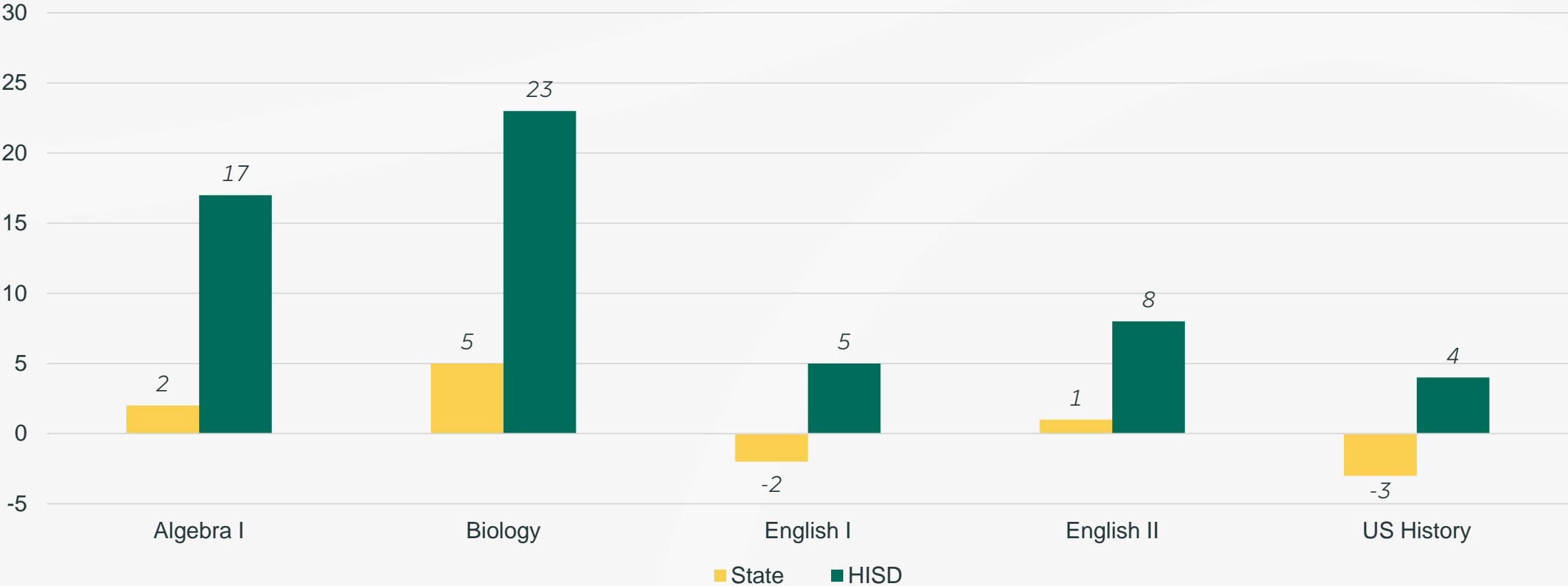
<i>EOC Assessment</i>	<i>% Meets+ (2024)</i>	<i>% Meets+ (2025)</i>	<i>1 Year Change</i>
<i>Algebra I</i>	38	51	+13
<i>Biology</i>	54	63	+9
<i>English I</i>	44	46	+2
<i>English II</i>	49	52	+3
<i>U.S. History</i>	63	67	+4

HISD's Transformation is Working for Students

<i>EOC Assessment</i>	<i>% Meets+ (2023)</i>	<i>% Meets+ (2024)</i>	<i>% Meets+ (2025)</i>	<i>2 Year Change</i>
<i>Algebra I</i>	34	38	51	+17
<i>Biology</i>	40	54	63	+23
<i>English I</i>	41	44	46	+5
<i>English II</i>	44	49	52	+8
<i>U.S. History</i>	63	63	67	+4

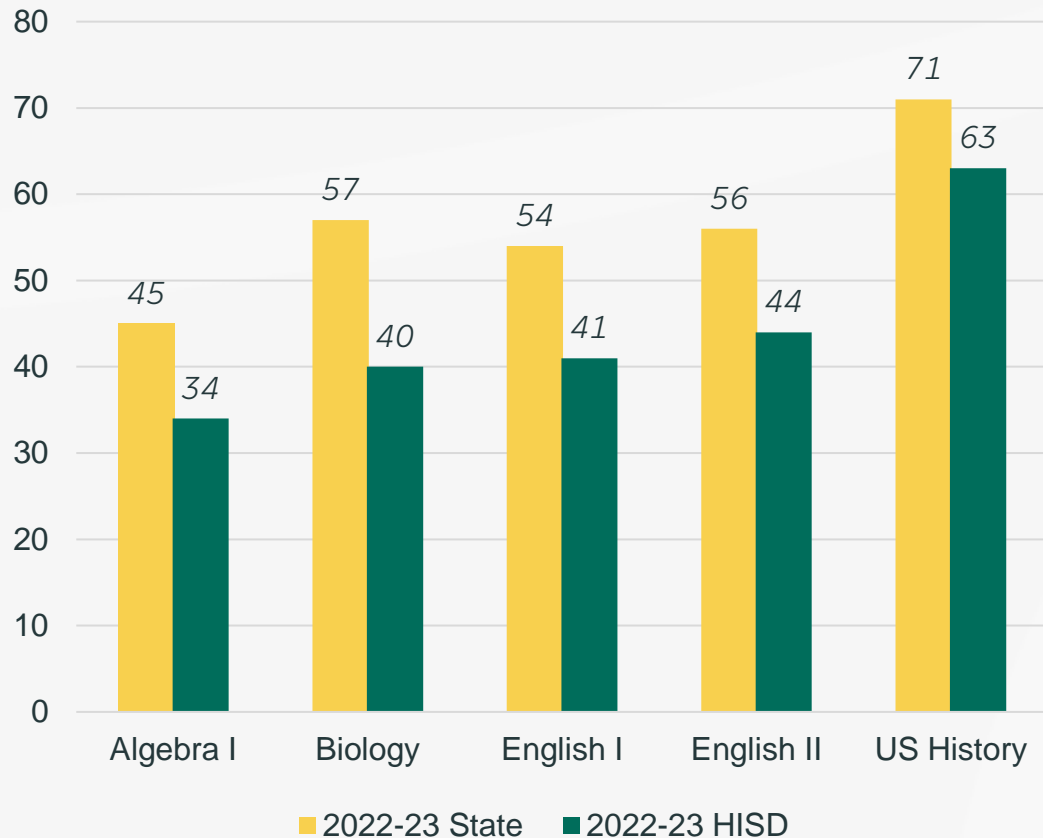
Our Students are **Outpacing** the Rest of Texas

Two-Year Change in % Meets or Exceeds Grade Level: State vs. Houston ISD

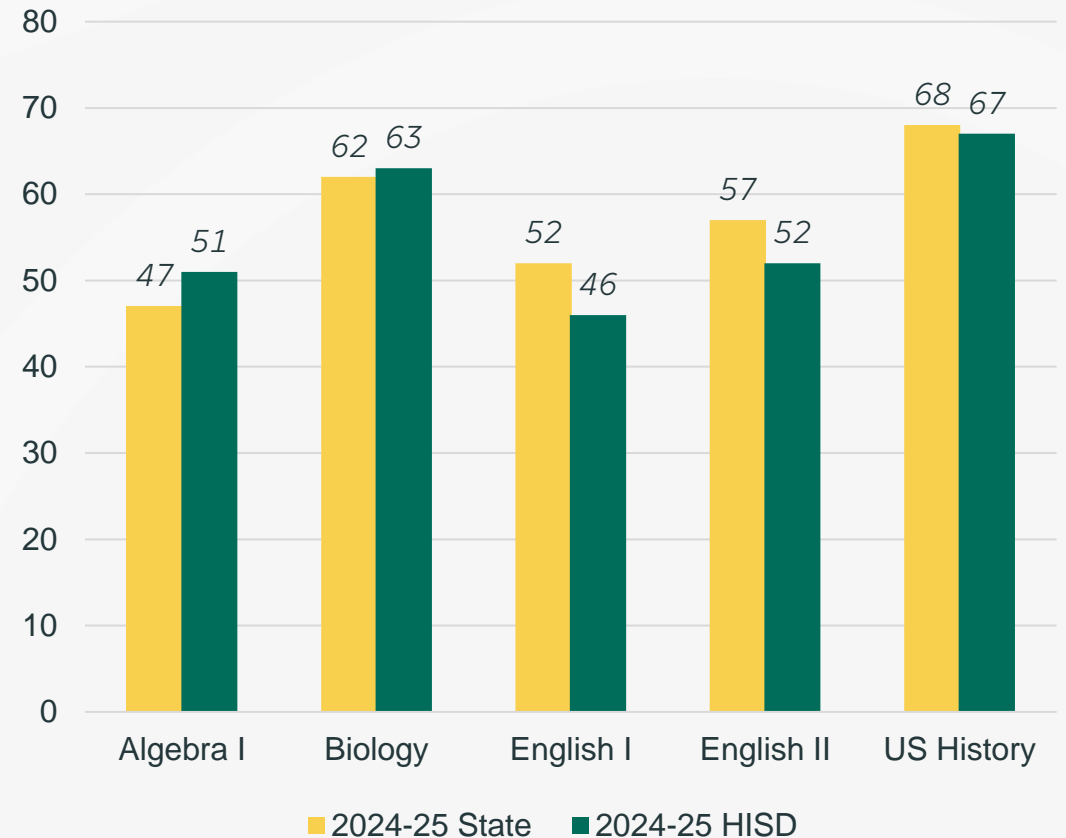


Our Students Have Dramatically Closed or Erased Performance Gaps With the State

Two Years Ago, HISD's High School Students Were Far Behind The Rest of Texas



Where Our Students Stand Today



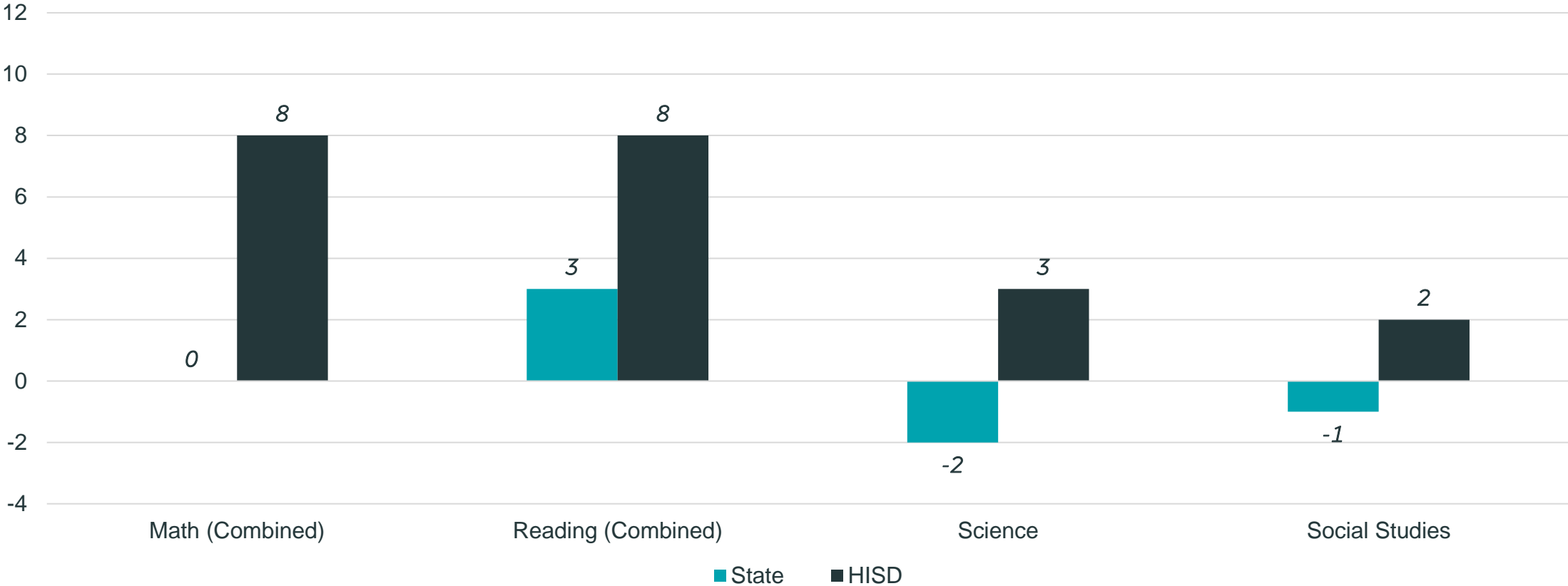
STAAR 3-8 Results

Students **Increased** Across All STAAR 3-8 Exams

HISD STAAR COMPARISON 2023 and 2025 (Meets or Exceeds)											
		State			State +/-		HISD			HISD +/-	HISD vs. State changes
		2023	2024	2025	(23 to 25)		2023	2024	2025	(23 to 25)	
Reading	3rd Grade	48	46	49	1		41	40	44	3	2
	4th Grade	46	49	53	7		38	45	50	12	5
	5th Grade	55	53	57	2		47	49	56	9	7
	6th Grade	50	54	54	4		42	48	51	9	5
	7th Grade	52	52	52	0		45	47	50	5	5
	8th Grade	56	54	57	1		47	49	53	6	5
Math	3rd Grade	43	40	44	1		38	39	46	8	7
	4th Grade	46	44	45	-1		41	42	44	3	4
	5th Grade	49	48	45	-4		43	47	47	4	8
	6th Grade	37	37	37	0		29	32	39	10	10
	7th Grade	35	32	32	-3		29	29	35	6	9
	8th Grade	44	40	44	0		28	34	43	15	15

Our Students are **Outpacing** the Rest of Texas

Two-Year Change in % Meets or Exceeds Grade Level: State vs. Houston ISD



What This All Means

- *Just two years ago, at the start of the state intervention, HISD students significantly underperformed the rest of the state in every area of 3-8 reading and math, and high school End of Course exams.*
- *In just two years, HISD students have made historic gains. They have narrowed, closed, and in some exams surpassed the state.*
- *For Houston students this means that thousands and thousands more students are no longer at an academic disadvantage. They are prepared for middle school, on track for high school, ready for college, and on target to succeed in life beyond graduation.*
- *For the City of Houston, our students' achievement means that our most precious resources—our children—are as ready to compete for the jobs of the future as any students in Texas, and ready to contribute to and benefit from our world-class city.*